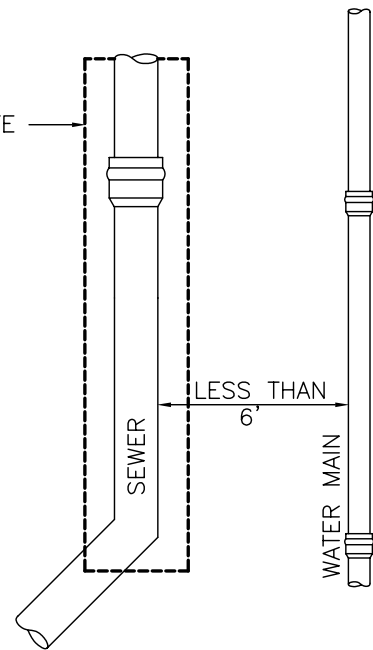
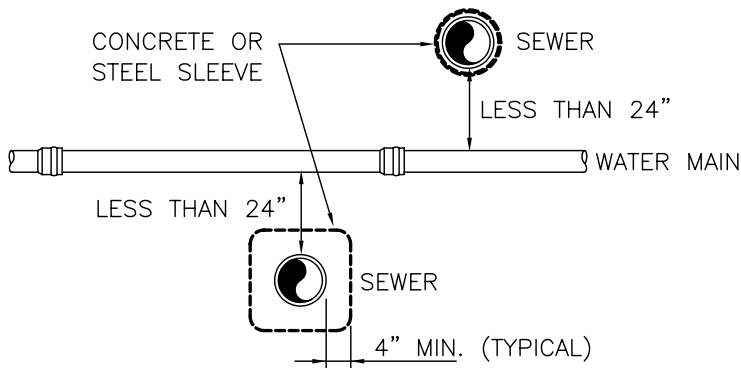




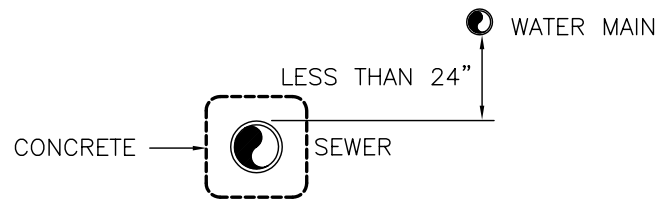
PLAN (CROSSING)



PLAN (PARALLEL)



SECTION (CROSSING)



SECTION (PARALLEL)

F.D.E.R. RULE 17-6.04.400

(G) SEWER CROSSINGS UNDER WATER MAINS SHALL BE LAID TO PROVIDE A MINIMUM VERTICAL DISTANCE OF 18 INCHES BETWEEN THE INVERT OF THE UPPER PIPE AND THE CROWN OF THE LOWER PIPE. WHERE THIS MINIMUM SEPARATION CANNOT BE MAINTAINED, THE CROSSING SHALL BE ARRANGED SO THAT THE SEWER PIPE WATER MAIN JOINTS ARE EQUIDISTANT FROM THE POINT OF CROSSING WITH NO LESS THAN 10 FEET BETWEEN ANY TWO JOINTS. ALTERNATIVELY, THE SEWER MAIN MAY BE PLACED IN A SLEEVE OR ENCASED IN CONCRETE TO OBTAIN THE REQUIRED 10 FEET SEPARATION.

(H) WHERE THERE IS NO ALTERNATIVE TO SEWER PIPES CROSSING OVER A WATER MAIN, THE CRITERIA FOR MINIMUM SEPARATION BETWEEN LINES AND JOINTS IN (G), ABOVE, SHALL BE REQUIRED.

FOR OTHER CONFLICTS AND CROSSINGS SEE F.D.E.R. RULES.

## SEWER ENCASEMENT DETAILS

NOT TO SCALE

© CITY OF LYNN HAVEN ALL RIGHTS RESERVED. NO PART OF THIS DOCUMENT MAY BE REPRODUCED OR UTILIZED IN ANY FORM WITHOUT PRIOR WRITTEN AUTHORIZATION OF THE CITY OF LYNN HAVEN

Date: Apr. 30, 2007, 2:32pm User ID: JEHFile: P:\4340 Comp Plan\Drawings\REVIEWS\TWO\WATER.dwg



TECHNICAL  
STANDARDS  
MANUAL

SEWER ENCASEMENT  
DETAILS  
TECHNICAL STANDARDS MANUAL  
CITY OF LYNN HAVEN FLORIDA

CAD FILE:	SED
DWN BY:	JEH
DATE:	30 APR 07
SHEET NO:	1 OF 26
DETAIL	W-1